



### District Report Card: 2017


<b>State:</b> Odisha	<b>District:</b> Jajpur
<b>Class:</b> 3	<b>Subject:</b> Language
<b>Schools:</b> 36	<b>Students:</b> 639


### Participation/Coverage


#### Students

<div>GENDER</div> <div></div>	Boys		Girls	
	Number	%	Number	%
	312	48.83	327	51.17

<div>AREA</div> <div></div>	Rural		Urban	
	Number	%	Number	%
	639	100.00	0	0.00

<div>CATEGORY</div> <div></div>	SC		ST		OBC		GEN	
	Number	%	Number	%	Number	%	Number	%
	163	25.51	143	22.38	231	36.15	102	15.96

<div>CWSN</div> <div></div>	LD	VI	HI	S&LD	ID	Oth
	2	1	0	1	1	0

<div>Management</div> <div></div>	Government		Government-aided	
	Number	%	Number	%
	639	100.00	0	0.00

### Average Performance of Students in Language (%)

Overall	Gender		Area		Management		Social Group			
	Male	Female	Rural	Urban	Govt.	Aided	SC	ST	OBC	GEN
64.65	62.76	66.46	64.65	0.00	64.65	0.00	68.18	49.09	68.95	71.11

## Performance on Learning Outcomes (LOs)

Learning Outcomes	Description	Average Performance(%)
L304	Reads small texts with comprehension i.e., identifies main ideas, details, sequence and draws conclusions	66.73
L312	Reads printed scripts on the classroom walls: poems, posters, charts etc.	60.50

Range of Performance of Students who Answered Correctly							
Below 30%		30% - 50%		50% - 75%		Above 75%	
Number	%	Number	%	Number	%	Number	%
55	8.61	121	18.94	213	33.33	250	39.12

## Lowest Performing Learning Outcomes (LOs)

1 - Reads printed scripts on the classroom walls: poems, posters, charts etc. (60.50)

2 - Reads small texts with comprehension i.e., identifies main ideas, details, sequence and draws conclusions (66.73)